

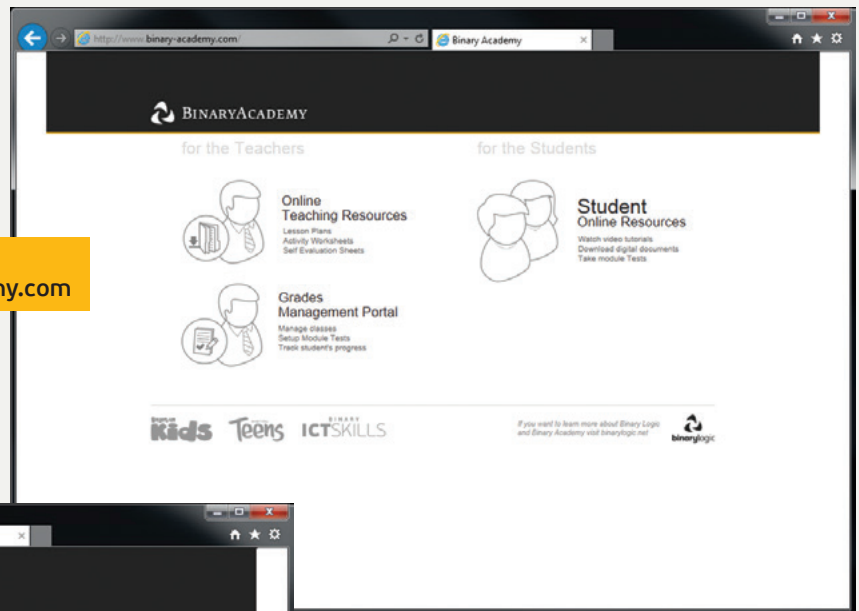


# *Teacher Account Registration*

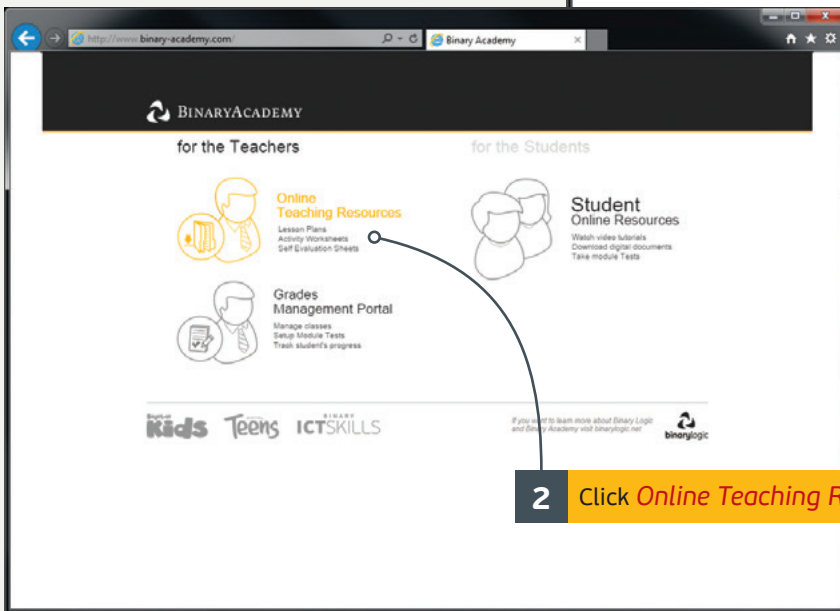
## ***Instructions for Teachers***



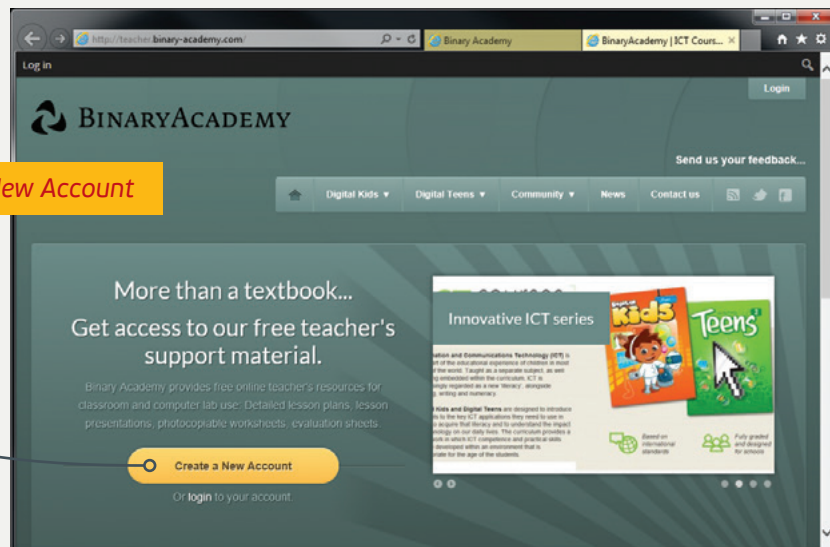
1 Go to our website  
[www.binary-academy.com](http://www.binary-academy.com)



2 Click *Online Teaching Resources*



3 Click *Create a New Account*





The screenshot shows the registration page on binary-academy.com. The form includes a search bar, a 'Register' button, and a 'Members' dropdown. A yellow box at the top left contains instructions about school codes. The main form has sections for 'Create Profile' (First Name, Last Name, Email Address, Username), 'Additional Info' (School, School code, Country), and 'Security Code' (with a CAPTCHA). A 'Submit Form' button is at the bottom. Callouts 4-7 point to the Email Address, School code, Security Code, and Submit Form fields respectively.

4 Fill in your personal information. Be sure that you **type** a valid email address, otherwise you will not receive the password needed for login.

5 Fill in the additional information needed.

Your school code will be provided to you by your supervisor. (If you are the only ICT teacher at the school, please contact our local agent). Make sure to **type** the **School name** and the **School code** correctly, otherwise your account will not be activated.

6 Finally, **type** the random security code displayed on your screen.

7 Click **Submit Form**.

You will receive an email with your username and the password to login to the teacher's portal.

We need one or two working days to check your information and then your account will be ready for use.



If you are not a teacher in a school that uses our material or the school code and school name you entered during registration are wrong, your account will not have access to the online teaching resources.

If your information is correct but you don't have any access several days after you register, please send us an email at [support@binarylogic.net](mailto:support@binarylogic.net) with your personal details and your school information.



### Add us to your Safe Senders list

To make sure that you receive the email messages you want from Binary Logic and BinaryAcademy, you should add us to your **Address Book** or your **Safe Senders** list. If your email program/service allows you to add an entire domain to the list of safe senders, add **binarylogic.net** and **binary-academy.com** domains. Otherwise, you will need to add e-mail addresses individually to the list of safe senders. Start with **ict@binarylogic.net** and **support@binarylogic.net**.

If you still don't receive our messages, read here [tinyurl.com/najrrue](http://tinyurl.com/najrrue) for some ways to fix the problem.